

# CHILE

10 DAY TRIP

# ITINERARY

# Trip Overview



Day 3 - Day to trip to  
Valparaiso and Val Del Mar



Day 7-10- San Pedro Atacama



Day 1 and 2 Santiago



Day 4-7- Torre Del Paine

# Day 1-2 Schedule



Fly in and arrive at the hotel

12/23/2022

Early morning flight

Take official Taxi after baggage claim



Hotel - Apart hotel B, Bellavista 234, Santiago, 8420514

Day 1: Explore the neighborhoods and relax

Day 2: Explore Santiago

Hop-on Hop-off Bus booked through touristik



Morning - Plaza De Armas and

National Museum of fine arts

Afternoon- Take funicular to

Cerro San Cristóbal hill

Evening- Visit Cerro Santa

Lucía and dinner at Barrio

Lastarria neighborhood

We found that 1 full day is sufficient i in Santiago. Based on our experience, we would suggest keeping Santiago as the base in the middle of the trip and fly to Torre Del Paine or Calama on the same day you land and not waste a day just travelling from Torre Del Paine to Calama with stop-over in Santiago.

# Day 3 Schedule



Hotel - Apart hotel B, Bellavista 234, Santiago, 8420514

## Day 3 : Explore Valparaíso and Van Del Mar and Casablanca Valley

Day trip booked through Viator



Explore the highlights of Viña del Mar, the “Garden City;” walk the colorful streets of Valparaíso's bohemian neighborhoods; and indulge in a wine tasting in the Casablanca Valley, one of Chile's most celebrated wine regions.

Many tours are available both from Viator and Getyourguide for day trip from Santiago to Valpo and Casablaca valley.



# Day 4- Schedule



Konkashken Lodge

Parque Nacional Torres del Paine - Lote A 1B, Sector Valle del Rio  
Serrano, Magallanes y la Antártica Chilena, Chile

## Day 4 : Fly to Puerto Natales and explore Mylodon Caves



Explore Cueva del Milodon National Monument, just 24 kilometers north of Puerto Natales on the way to Torre Del Paine You can walk through this natural monument which is 30 metres high, 50 wide and 200 deep, and see the giant replica of the pre-historic creature at the entrance



Europcar via LYS  
[rent@lys.cl](mailto:rent@lys.cl)

Before leaving Puerto Natales, we stopped at the Supermarket and got groceries and other necessities. Torre Del Paine is remote and doesn't have Grocery store or super market

# Day 5-7- Schedule



Konkashken Lodge

Parque Nacional Torres del Paine - Lote A 1B, Sector Valle del Rio  
Serrano, Magallanes y la Antártica Chilena, Chile

## Day 5-7: Explore Torre Del Paine





# Explore various viewpoints of Torre Del Paine

- Base Torres Viewpoint – The most iconic view of the park, featuring the famous three granite towers. It's a challenging hike but worth it.



- Grey Glacier Viewpoint – Offers stunning views of Grey Glacier, one of the park's most spectacular sights. You can also take a boat tour for a closer look



- Salto Grande Viewpoint - A short hike leads to this powerful waterfall, surrounded by incredible scenery.



- Mirador Cuernos – Provides a fantastic view of the Cuernos del Paine, the jagged peaks that dominate the skyline.

- Lago Nordenskjöld Viewpoint – great spot to admire the turquoise waters of the lake with the mountains in the background.



- Pehoé Viewpoint – Overlooks the turquoise waters of Lago Pehoé, with the Cuernos del Paine in the distance. One of most beautiful and easy viewpoint

- French Valley (Valle del Francés) – One of the most scenic valleys in the park, offering dramatic views of glaciers and waterfalls.



- **Laguna Amarga**- this lagoon is famous for its vivid turquoise color and breathtaking views of the Torres del Paine peaks towering in the background



- **Lago Azul**- is a breathtaking lagoon in Torres del Paine National Park, Chile. It offers spectacular views of the famous Torres del Paine peaks, making it a fantastic spot for photography and relaxation.




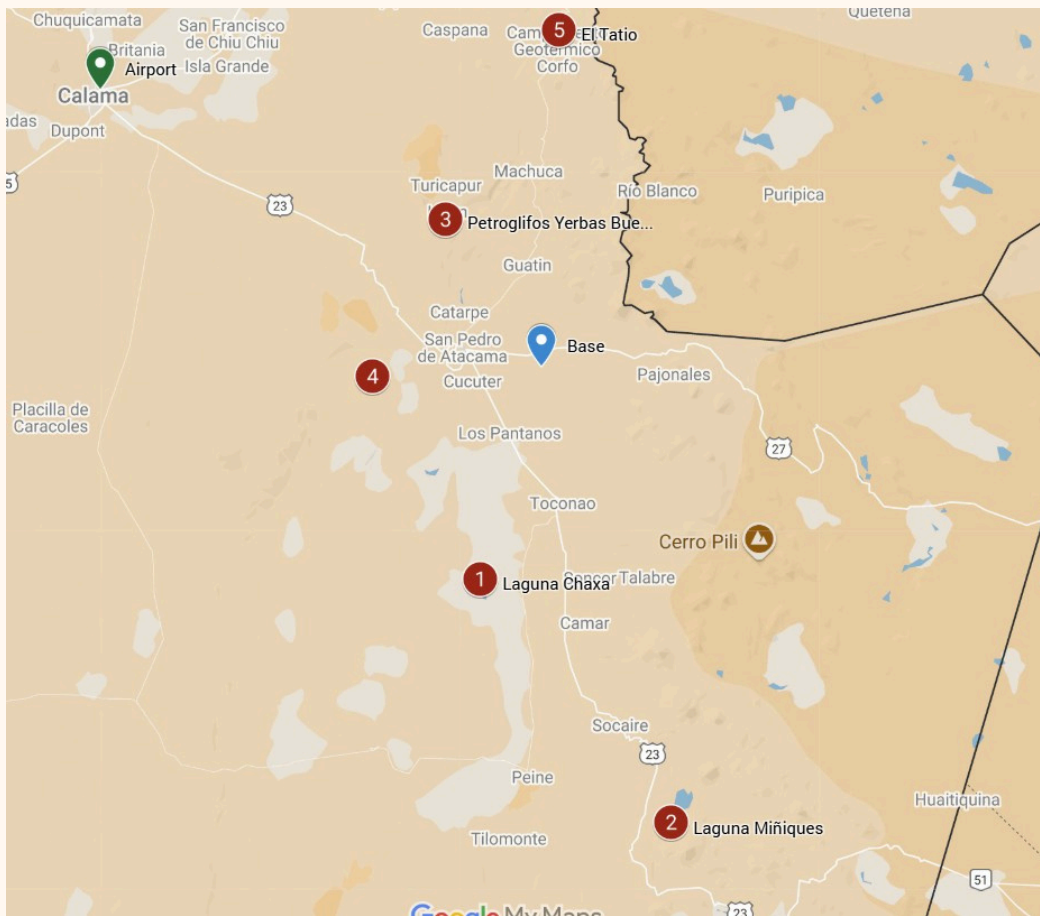
# Day 8-10- Schedule



Hotel Kimal

Domingo Atienza 452, San Pedro de Atacama

## Day 8 : Fly to Calama and Drive to San Pedro de Atacama



Hertz from Calama airport

# Day-9 Schedule




Hotel Kimal

Domingo Atienza 452, San Pedro de Atacama

## Day 9 : Explore Laguna Chaxa and Laguna Miscanti and Miniques

- **Morning:** Start with a visit to the Atacama Salt Flats (Salar de Atacama) and the Chaxa Lagoon, where you'll spot pink flamingos and other rare birds set against a backdrop of volcanic peaks.
- **Afternoon:** Continue to the high-altitude Miscanti and Miñiques Lagoons, surrounded by the dramatic landscape of the altiplano. The deep blue waters and quiet surroundings make for a peaceful stop.



Atacama is one of the best places to star gaze. Schedule a night star gazing tour if conditions are good

# Day-10 Schedule



Hotel Kimal

Domingo Atienza 452, San Pedro de Atacama

## Day 10 : Explore Laguna Cejar and Lunar valley Fly home

- Morning: Start with a visit to the Laguna Cejar and float in the salt water
- Afternoon: Visit Lunar valley and see all the highlights. Stay for sunset



Two days are not enough to see everything in San Pedro Atacama. 3-4 days are ideal. With more time, you can add Tatio Geysers to your itinerary